

# CHICAGO STYLE GUIDE (17<sup>TH</sup> ED.)

## NOTES & BIBLIOGRAPHY STYLE

This guide describes the humanities style (notes & bibliography) that is preferred by many in the arts, literature, and history. The “author-date” style is reserved for the physical, natural and social sciences and is not covered by this guide.

For more information please refer to *The Chicago Manual of Style* (CMOS), located behind the library reference desk (Ref Z253.U69 2017). For further information on electronic source documentation, visit the Chicago Manual of Style website: [www.chicagomanualofstyle.org/tools\\_citationguide/citation-guide-1](http://www.chicagomanualofstyle.org/tools_citationguide/citation-guide-1).

### TABLE OF CONTENTS

#### FORMATTING GUIDELINES

<u>FONT, SPACING, MARGINS, ALIGNMENT, INDENTATION, PAGE NUMBERS</u>	3
<u>COVER PAGE</u>	3
<u>QUOTATIONS [SHORT AND LONG]</u>	4
<u>BIBLIOGRAPHY PAGE</u>	5
<u>HANGING INDENT GUIDE</u>	6

#### CREDITING SOURCES

<u>WHAT REQUIRES A FOOTNOTE</u>	7
<u>HOW DOES A CITATION APPEAR IN THE TEXT</u>	7
<u>SHORTENING FOOTNOTES WHEN CITING A SOURCE MORE THAN ONCE</u>	8
<u>HOW TO INSERT A FOOTNOTE IN WORD OR GOOGLE DOCS</u>	8

#### SOURCE TYPES

<u>TWO AUTHORS</u>	9
<u>THREE OR MORE AUTHORS</u>	9
<u>ORGANIZATION OR GOVERNMENT AS AUTHOR</u>	10
<u>AUTHOR UNKNOWN</u>	10
<u>CLASSICAL PRIMARY SOURCES</u>	11
<u>SCRIPTURAL REFERENCES</u>	11
<u>U.S. CONSTITUTION</u>	11
<u>SOURCE QUOTED IN ANOTHER SOURCE</u>	11
<u>PERSONAL COMMUNICATION</u>	12
<u>AUTHOR AND EDITOR OR TRANSLATOR</u>	12

## TABLE OF CONTENTS CONTINUED

<b>PERIODICALS – ONLINE &amp; PRINT</b>	
<u>JOURNAL ARTICLE FORMATTING NOTES</u>	13
<u>JOURNAL ARTICLE – WITH A DOI</u>	13
<u>JOURNAL ARTICLE – WITHOUT A DOI</u>	14
<u>MAGAZINES OR NEWSPAPER – ONLINE &amp; PRINT</u>	14
<b>BOOKS – ELECTRONIC &amp; PRINT</b>	
<u>BOOK FORMATTING NOTES</u>	15
<u>ORDER OF ELEMENTS WHEN CITING A BOOK</u>	15
<u>PRINT BOOK</u>	15
<u>ELECTRONIC BOOK</u>	16
<u>ARTICLE OR CHAPTER IN AN EDITED COLLECTION</u>	16
<u>ENTRY IN A REFERENCE BOOK – ONLINE &amp; PRINT</u>	17
<b>AUDIOVISUAL MEDIA</b>	
<u>ORDER OF ELEMENTS FOR MULTIMEDIA CITATIONS</u>	18
<u>STREAMING VIDEO</u>	18
<u>FILM/DVD</u>	19
<u>PODCAST</u>	19
<b>WEBSITES &amp; SOCIAL MEDIA</b>	
<u>WEBSITE FORMATTING NOTES</u>	20
<u>WEBPAGE WITH AN AUTHOR</u>	20
<u>WEBPAGE – ORGANIZATION AS AUTHOR OR NO AUTHOR</u>	20
<u>BLOGPOST</u>	21
<u>LIBRARY OF CONGRESS DIGITAL COLLECTION</u>	22
<b>LINK TO A SAMPLE PAPER IN CHICAGO STYLE</b>	

Scan to be linked to a sample paper in Chicago Style



## GENERAL FORMATTING GUIDELINES

Your professors will expect to receive papers that are properly formatted. Unless otherwise requested by your professor, use the following guidelines when setting up a paper in Chicago Style.

- One inch margins on sides, top, and bottom
- Times New Roman, 12 pt. font
- Double-space the text (except for block quotes, footnotes, and bibliography entries).
- Use a ½ inch indent for paragraph beginnings, block quotes, and hanging indents.
- Left-align text so that it has a ragged right edge. Do not use newspaper justified text.
- Number the pages in the top right corner of the header beginning with the first page of text (not the title page). Some professors also like your last name included with the page number.
- Remove extra spacing between paragraphs.

## COVER PAGE

Should your paper require a title page, use the following guidelines.

1. **The title should be centered one-third of the way down the page in ALL CAPS.**
2. **If there is a sub-title, end your title with a colon and enter the sub-title on a separate line.**
3. **Your name, class information, and the date should follow several lines later.**
4. **Double-space each line of the cover page.**
5. **Do not put a page number on the cover page.**

**NOTE:** While most formal research papers require a title page, not all writing assignments make use of them. When in doubt, ask your instructor.



The top portion of a sample Chicago style title page

## QUOTATIONS

The CMOS requires quotation of all word-for-word material. **All quoted material must be accompanied by a footnote.**

**Footnotes** are notes that appear in the footer section of the page. In Chicago notes and bibliography style, footnotes are used to tell the reader the source of ideas or language in the text. To cite an outside source, a superscript number is placed after a quote, summary, or paraphrase. The superscript number corresponds to a numbered footnote containing source information.

1  
2  
3  
4  
5  
6  
7  
8  
9  
10  
11  
12  
13  
14  
15  
16  
17  
18  
19  
20  
21  
22  
23  
24  
25  
26  
27  
28  
29  
30  
31  
32  
33  
34  
35  
36  
37  
38  
39  
40  
41  
42  
43  
44  
45  
46  
47  
48  
49  
50  
51  
52  
53  
54  
55  
56  
57  
58  
59  
60  
61  
62  
63  
64  
65  
66  
67  
68  
69  
70  
71  
72  
73  
74  
75  
76  
77  
78  
79  
80  
81  
82  
83  
84  
85  
86  
87  
88  
89  
90  
91  
92  
93  
94  
95  
96  
97  
98  
99  
100  
101  
102  
103  
104  
105  
106  
107  
108  
109  
110  
111  
112  
113  
114  
115  
116  
117  
118  
119  
120  
121  
122  
123  
124  
125  
126  
127  
128  
129  
130  
131  
132  
133  
134  
135  
136  
137  
138  
139  
140  
141  
142  
143  
144  
145  
146  
147  
148  
149  
150  
151  
152  
153  
154  
155  
156  
157  
158  
159  
160  
161  
162  
163  
164  
165  
166  
167  
168  
169  
170  
171  
172  
173  
174  
175  
176  
177  
178  
179  
180  
181  
182  
183  
184  
185  
186  
187  
188  
189  
190  
191  
192  
193  
194  
195  
196  
197  
198  
199  
200  
201  
202  
203  
204  
205  
206  
207  
208  
209  
210  
211  
212  
213  
214  
215  
216  
217  
218  
219  
220  
221  
222  
223  
224  
225  
226  
227  
228  
229  
230  
231  
232  
233  
234  
235  
236  
237  
238  
239  
240  
241  
242  
243  
244  
245  
246  
247  
248  
249  
250  
251  
252  
253  
254  
255  
256  
257  
258  
259  
260  
261  
262  
263  
264  
265  
266  
267  
268  
269  
270  
271  
272  
273  
274  
275  
276  
277  
278  
279  
280  
281  
282  
283  
284  
285  
286  
287  
288  
289  
290  
291  
292  
293  
294  
295  
296  
297  
298  
299  
300  
301  
302  
303  
304  
305  
306  
307  
308  
309  
310  
311  
312  
313  
314  
315  
316  
317  
318  
319  
320  
321  
322  
323  
324  
325  
326  
327  
328  
329  
330  
331  
332  
333  
334  
335  
336  
337  
338  
339  
340  
341  
342  
343  
344  
345  
346  
347  
348  
349  
350  
351  
352  
353  
354  
355  
356  
357  
358  
359  
360  
361  
362  
363  
364  
365  
366  
367  
368  
369  
370  
371  
372  
373  
374  
375  
376  
377  
378  
379  
380  
381  
382  
383  
384  
385  
386  
387  
388  
389  
390  
391  
392  
393  
394  
395  
396  
397  
398  
399  
400  
401  
402  
403  
404  
405  
406  
407  
408  
409  
410  
411  
412  
413  
414  
415  
416  
417  
418  
419  
420  
421  
422  
423  
424  
425  
426  
427  
428  
429  
430  
431  
432  
433  
434  
435  
436  
437  
438  
439  
440  
441  
442  
443  
444  
445  
446  
447  
448  
449  
450  
451  
452  
453  
454  
455  
456  
457  
458  
459  
460  
461  
462  
463  
464  
465  
466  
467  
468  
469  
470  
471  
472  
473  
474  
475  
476  
477  
478  
479  
480  
481  
482  
483  
484  
485  
486  
487  
488  
489  
490  
491  
492  
493  
494  
495  
496  
497  
498  
499  
500  
501  
502  
503  
504  
505  
506  
507  
508  
509  
510  
511  
512  
513  
514  
515  
516  
517  
518  
519  
520  
521  
522  
523  
524  
525  
526  
527  
528  
529  
530  
531  
532  
533  
534  
535  
536  
537  
538  
539  
540  
541  
542  
543  
544  
545  
546  
547  
548  
549  
550  
551  
552  
553  
554  
555  
556  
557  
558  
559  
560  
561  
562  
563  
564  
565  
566  
567  
568  
569  
570  
571  
572  
573  
574  
575  
576  
577  
578  
579  
580  
581  
582  
583  
584  
585  
586  
587  
588  
589  
590  
591  
592  
593  
594  
595  
596  
597  
598  
599  
600  
601  
602  
603  
604  
605  
606  
607  
608  
609  
610  
611  
612  
613  
614  
615  
616  
617  
618  
619  
620  
621  
622  
623  
624  
625  
626  
627  
628  
629  
630  
631  
632  
633  
634  
635  
636  
637  
638  
639  
640  
641  
642  
643  
644  
645  
646  
647  
648  
649  
650  
651  
652  
653  
654  
655  
656  
657  
658  
659  
660  
661  
662  
663  
664  
665  
666  
667  
668  
669  
670  
671  
672  
673  
674  
675  
676  
677  
678  
679  
680  
681  
682  
683  
684  
685  
686  
687  
688  
689  
690  
691  
692  
693  
694  
695  
696  
697  
698  
699  
700  
701  
702  
703  
704  
705  
706  
707  
708  
709  
710  
711  
712  
713  
714  
715  
716  
717  
718  
719  
720  
721  
722  
723  
724  
725  
726  
727  
728  
729  
730  
731  
732  
733  
734  
735  
736  
737  
738  
739  
740  
741  
742  
743  
744  
745  
746  
747  
748  
749  
750  
751  
752  
753  
754  
755  
756  
757  
758  
759  
760  
761  
762  
763  
764  
765  
766  
767  
768  
769  
770  
771  
772  
773  
774  
775  
776  
777  
778  
779  
780  
781  
782  
783  
784  
785  
786  
787  
788  
789  
790  
791  
792  
793  
794  
795  
796  
797  
798  
799  
800  
801  
802  
803  
804  
805  
806  
807  
808  
809  
810  
811  
812  
813  
814  
815  
816  
817  
818  
819  
820  
821  
822  
823  
824  
825  
826  
827  
828  
829  
830  
831  
832  
833  
834  
835  
836  
837  
838  
839  
840  
841  
842  
843  
844  
845  
846  
847  
848  
849  
850  
851  
852  
853  
854  
855  
856  
857  
858  
859  
860  
861  
862  
863  
864  
865  
866  
867  
868  
869  
870  
871  
872  
873  
874  
875  
876  
877  
878  
879  
880  
881  
882  
883  
884  
885  
886  
887  
888  
889  
890  
891  
892  
893  
894  
895  
896  
897  
898  
899  
900  
901  
902  
903  
904  
905  
906  
907  
908  
909  
910  
911  
912  
913  
914  
915  
916  
917  
918  
919  
920  
921  
922  
923  
924  
925  
926  
927  
928  
929  
930  
931  
932  
933  
934  
935  
936  
937  
938  
939  
940  
941  
942  
943  
944  
945  
946  
947  
948  
949  
950  
951  
952  
953  
954  
955  
956  
957  
958  
959  
960  
961  
962  
963  
964  
965  
966  
967  
968  
969  
970  
971  
972  
973  
974  
975  
976  
977  
978  
979  
980  
981  
982  
983  
984  
985  
986  
987  
988  
989  
990  
991  
992  
993  
994  
995  
996  
997  
998  
999  
1000

Donec ornare dapibus nibh vel suscipit. Sed sit amet mauris quis nisl euismod tempus et eget tortor. Vivamus nulla urna, placerat quis tincidunt nec, efficitur ac orci. Quisque lobortis et turpis non eleifend.

1. This is an example of where footnotes are placed.
2. Footnotes provide additional information about a sentence and direct readers to outside sources, either to cite an idea or to suggest additional reading about a topic.

Image source: Daria Nepriakhina/Stocksnap.io 1

## SHORT QUOTATIONS

If a quote is **less than five lines**, incorporate it into a sentence. Enclose the quoted material in double quotation marks - “ ”. Place the superscript number at the end of the sentence or quotation.

Quotation example:

Kim and Koh’s investigation into the relationship between smartphone obsession and self-esteem suggested that “individuals with low self-esteem may feel more anxious, and being anxious can increase one's obsession with smartphone use.”<sup>2</sup>

## LONG QUOTATIONS

Quotes of five or more lines, or 100 or more words are called **block quotes** and are formatted differently than their shorter counterparts. When using block quotations follow the guidelines below:

- Change the line spacing to **single-spaced**, and include add an extra line before and after the block quote.
- Block quotations appear on a new line and are **indented half an inch**.
- When block quotations include multiple paragraphs, new paragraphs are further indented.
- Block quotations **do NOT make use of quotation marks**.
- Colons are frequently used when introducing a block quotation. They are not required.
- Use block quotations sparingly.

Example of a block quotation

The distinction between spirituality and religiosity is further clarified by Miller and Thoresen:

Spirituality is more concerned with how an individual has a personal relationship to larger transcendent realities, such as the universe or God, whereas religiosity is more concerned with how an individual experiences a transcendent being and how this is expressed in a community or social organization.<sup>1</sup>

Chicago Style requires a list of sources in the form of a bibliography. The information on this list allows writers to credit sources and readers to find, evaluate, and make further use of those sources.

### What to include

- Every source you paraphrased, summarized, or quoted in the text.
- Do not include sources that you consulted but did not cite.
- Do not include personal communications (such as emails or unpublished interviews), standard religious texts such as the Quran or Bible, classical primary sources (such as *The Iliad*) or well-known reference books (such as *Encyclopedia Britannica* or the *Oxford English Dictionary*).

### How to order the entries

- Entries are alphabetized by the first letter in the entry, generally an author's last name.
- Entries that have no author or editor are alphabetized by title.
- When alphabetizing by title, ignore articles that begin the title (*A*, *An*, and *The*).
- When an entry starts with a number, alphabetize the entry based on how the number would appear if written.
- When an entry starts with a year, alphabetize the entry based on how the year would be spoken.

### How to format the page

- The bibliography begins on a new page after the conclusion.
- Include a consecutive page number in the top-right-corner of the header.
- The page has the word Bibliography centered at the top without any special formatting (no bold, larger font size, or underline).
- Leave two blank lines between the word Bibliography and your first entry.
- Use "and" not "&" for multi-author entries.
- For one to ten authors in a single entry, write out all names in the bibliography (entries in the footnotes can be shortened).
- For online sources, provide DOIs instead of URLs whenever possible.
- In the 17<sup>th</sup> edition of CMOS, use of 3-em dash (---) for multiple works by the same author is discouraged (CMOS 14.67).
- **Bibliography entries are single-spaced** with one extra space between entries.
- Bibliography entries make use of a **hanging indent** (instructions for a hanging indent are on the next page).

Sample Bibliography from [Purdue OWL](#):

### Bibliography

Agamben, Giorgio. *Homo Sacer: Sovereign Power and Bare Life*. Translated by Daniel Heller-Roazen. Stanford: Stanford University Press, 1998.

Dean, Jodi. *Democracy and Other Neoliberal Fantasies: Communicative Capitalism and Left Politics*. Durham: Duke University Press, 2009.

DeLanda, Manuel. *A New Philosophy of Society: Assemblage Theory and Social Complexity*. London: Continuum, 2006.

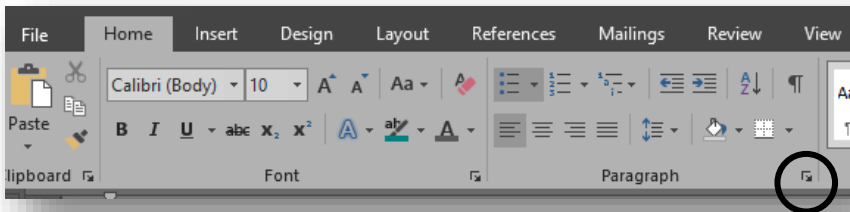
Ede, Lisa and Andrea A. Lunsford. "Collaboration and Concepts of Authorship." *PMLA* 116, no. 2 (March 2001): 354-69. <http://www.jstor.org/stable/463522>.

## HANGING INDENT

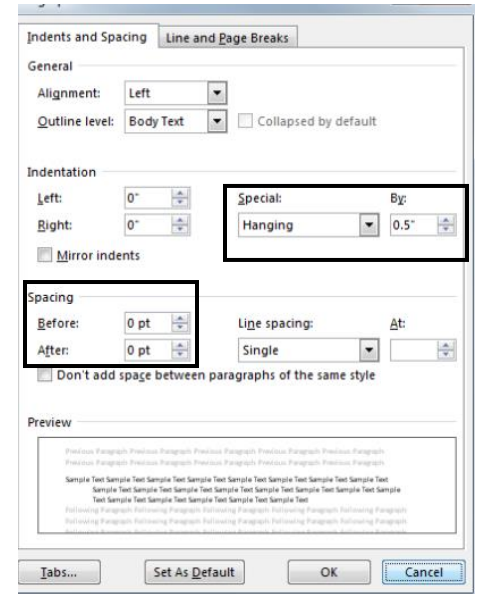
### HOW TO CREATE A HANGING INDENT IN MICROSOFT WORD

1. Select the text that you would like to indent.
2. On the **Home** tab, click the arrow in the bottom right of the Paragraph group.
3. In the Paragraph dialog box, under Indentation, in the Special list, select **Hanging**.
4. The measurement should automatically set to **0.5** under **By**.
5. Click **OK**.

\*Note: The Spacing before and after paragraphs should be set to 0pt.  
Tip! The keyboard shortcut **Ctrl + T** also creates a hanging indent in Word.



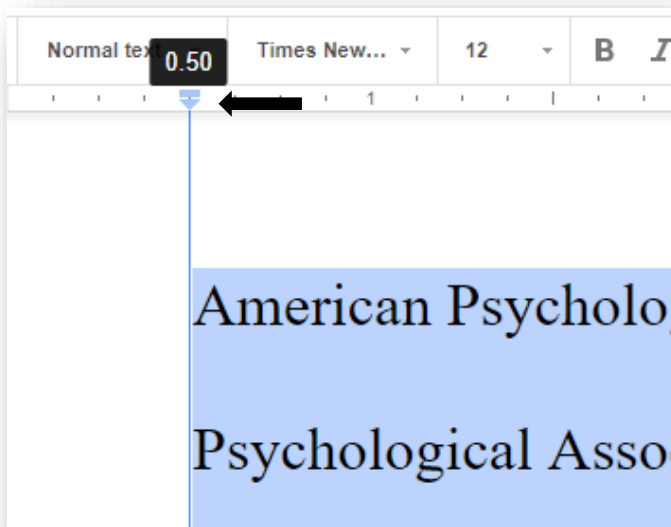
Step 2



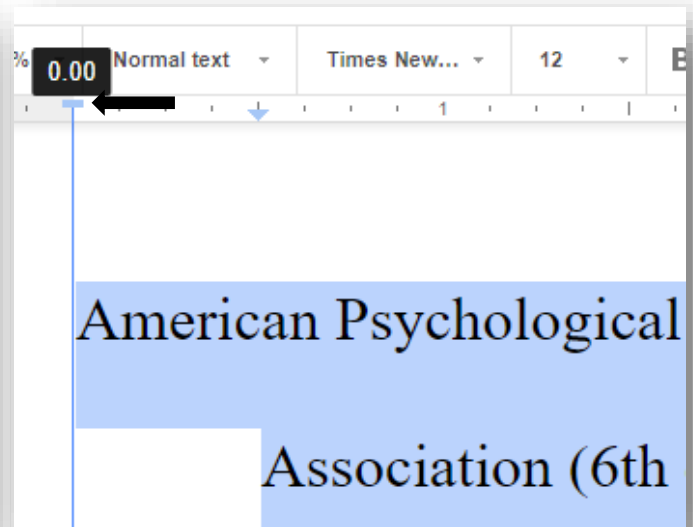
Steps 3 & 4

### HOW TO CREATE A HANGING INDENT IN GOOGLE DOCS:

1. Click "View" and make sure "Show Ruler" is checked.
2. Select the text that you would like to indent.
3. On the ruler, drag the light blue inverted triangle (Left Indent marker) to the right until it is a half inch from the margin (0.50). (The light blue rectangle will move with it.)
4. Drag the light blue rectangle (First Line Indent marker) back to the left margin (0.00).



Step 3



Step 4

# CREDITING SOURCES

TO CREDIT CONTRIBUTORS, CHICAGO MANUAL OF STYLE (CMOS) REQUIRES (1) A SUPERSCRIPIT NUMBER FOR ALL SOURCED INFORMATION, (2) FOR EACH SUPERSCRIPIT NUMBER, A FOOTNOTE CONTAINING FULL (FIRST USE) OR ABBREVIATED (SUBSEQUENT USE) SOURCE INFORMATION, AND (3) A FULL LIST OF SOURCES IN THE FORM OF AN END-OF-TEXT BIBLIOGRAPHY.

## FOOTNOTES

### OVERVIEW

#### WHAT REQUIRES A FOOTNOTE

Paraphrases, summaries and quotations all require the use of footnote citations.

- A **paraphrase** restates the source material in new language. A paraphrase uses approximately the same number of words as the original.
- A **summary** condenses the source material to reflect its main idea(s). A summary uses significantly less words than the original.
- A **quotation** restates the source material using the exact language of that material.

#### HOW DOES CITATION INFORMATION APPEAR IN THE TEXT

To credit the writers and thinkers whose ideas are paraphrased, summarized and quoted, CMOS style writing makes use of both **signal phrases** and **superscript reference numbers that correspond to a footnote**.

**Signal phrases** (also known as attributive tags or narrative citation) signal the reader that the idea or language being used is from an outside source. Signal phrases generally use the author(s) name(s) and a verb to do this. They appear in the same sentence as the source material, either directly before or after that material. See the [SIGNAL PHRASE GUIDELINES handout](#) for guidelines and a list of signal phrase verbs.

**Footnote citations** make use of superscript numbers that are placed as close to the cited material as possible (normally at the end of the sentence). The superscript number corresponds to a footnote entry at the bottom of the page. If you are citing a source more than once, you can shorten the subsequent footnotes. Examples below:

In an effort to explain the cultural variations in same-family reincarnation claims, Masayuki theorized that “culturally prescribed ideas about reincarnation would be carried into death and would influence decisions made in the postmortem state.”<sup>1</sup>

(Footnote entry at the bottom of the page)

1. Ohkado Masayuki, "Same-Family Cases of the Reincarnation Type in Japan," *Journal of Scientific Exploration* 31, no. 4 (2017), 553.

Subsequent footnote example of the same work:

4. Masayuki, "Same-Family Cases," 554.

## SHORTENING FOOTNOTES WHEN CITING A SOURCE MORE THAN ONCE (CMOS 14.30)

The first footnote of a source includes all necessary citation information (up to three authors). Subsequent footnotes of the same source can be shortened.

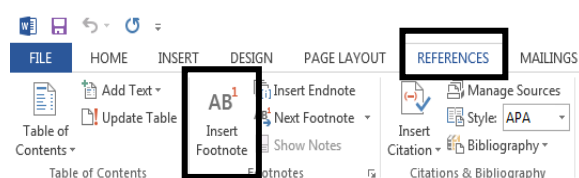
Shortened footnotes include:

- **The author's or authors' last name(s)**
- **A shortened version of the title**
  - Titles with more than four words are shortened to around three keywords of the main title.
- **The page number(s)**

The 17<sup>th</sup> ed. discourages the use of *Ibid.* for repeated citations of the same source.

## HOW TO INSERT A FOOTNOTE IN MICROSOFT WORD

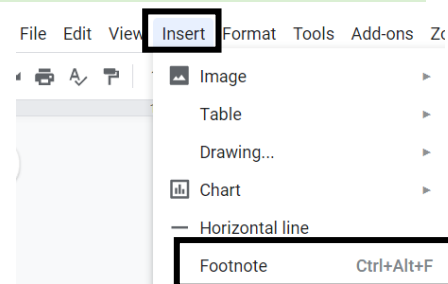
1. Place your cursor where you would like the superscript number in the text body (typically after the period of the sentence you're citing).
2. Select the "References" tab.
3. Select "Insert Footnote." A number will automatically be inserted, and your cursor will move to the footer to allow you to complete the footnote citation.



## HOW TO INSERT A FOOTNOTE IN GOOGLE DOCS

1. Place your cursor where you want the superscript number in the text body.
2. Select the "Insert" tab.
3. Select "Footnote."

Note: In either Word or Google Docs, the keyboard shortcut to insert a footnote is **CTRL+Alt+F**.





# SOURCE TYPES

## WORKS WITH MULTIPLE AUTHORS (OR EDITORS)

### TWO AUTHORS

- When a work is authored by two individuals, use **and** instead of ampersand (&) to separate the names.
- In the bibliography, only the first author's name is inverted.

### IN-TEXT REFERENCE:

Sarkodie and Strezov's study revealed African countries as "the most vulnerable to climate change with high sensitivity, high exposure, and low adaptive capacity."<sup>3</sup>

### FOOTNOTE ENTRY

3. Samuel Asumadu Sarkodie and Vladimir Strezov, "Economic, Social and Governance Adaptation Readiness for Mitigation of Climate Change Vulnerability: Evidence from 192 Countries," *The Science of the Total Environment* 656 (March 15, 2019): 150, <https://doi.org/10.1016/j.scitotenv.2018.11.349>.

Subsequent footnotes:

4. Sarkodie and Strezov, "Climate Change Vulnerability," 160.

### BIBLIOGRAPHY ENTRY

Sarkodie, Samuel Asumadu and Vladimir Strezov. "Economic, Social and Governance Adaptation Readiness for Mitigation of Climate Change Vulnerability: Evidence from 192 Countries." *The Science of the Total Environment* 656 (March 15, 2019): 150-164. <https://doi.org/10.1016/j.scitotenv.2018.11.349>.

## THREE OR MORE AUTHORS (CMOS 14.76)

- For works with three authors, include all three authors in the footnote and bibliography entries.
- For works with four or more authors, only include the first author's name in the footnote followed by "et al.," an abbreviation for the Latin phrase *et alia* meaning "and others." The full list of authors (up to ten) can be listed in the bibliography.
- For works with ten or more authors, list the first seven in the bibliography, followed by et al.

### IN-TEXT REFERENCE

Doctors Horon, Singal, Fowler, and Sharfstein point out that if death certificates include a thorough documentation of the substances involved in a death, accurate heroin overdose rates will be easier to obtain.<sup>5</sup>

### FOOTNOTE ENTRY

5. Isabelle L. Horon et al., "Standard Death Certificates Versus Enhanced Surveillance to Identify Heroin Overdose-Related Deaths," *American Journal of Public Health* 108, no. 6 (June 2018): 777, [doi:10.2105/AJPH.2018.304385](https://doi.org/10.2105/AJPH.2018.304385).

Subsequent footnotes:

7. Horton et al., “Standard Death Certificates,” 779.

---

#### BIBLIOGRAPHY ENTRY

Horon, Isabelle L., Pooja Singal, David R. Fowler, and Joshua M. Sharfstein. “Standard Death Certificates Versus Enhanced Surveillance to Identify Heroin Overdose–Related Deaths.” *American Journal of Public Health* 108, no. 6 (June 2018): 777–81. doi:10.2105/AJPH.2018.304385.

#### ORGANIZATION OR GOVERNMENT AS AUTHOR (CMOS 14.84)

Some sources do not list an individual author. These sources may have an organization, corporation, association, or government agency as their author. In this case, the group’s name can be used in place of an author’s name in footnotes and bibliography entries.

---

#### FOOTNOTE ENTRY

3. Savannah (Ga.) Board of Education, *Education of Colored Children* (Savannah: Morning News Steam-Power Press, 1872), African American Pamphlet Collection, Library of Congress, Washington, DC, <https://www.loc.gov/item/91898971/>.

---

#### BIBLIOGRAPHY ENTRY

Savannah (Ga.) Board of Education. *Education of Colored Children*. Savannah: Morning News Steam-Power Press, 1872. African American Pamphlet Collection. Library of Congress, Washington, DC. <https://www.loc.gov/item/91898971/>.

#### AUTHOR UNKNOWN (CMOS 14.79)

Reference works, legal materials, and newspaper editorials frequently appear without an author. If no author is given and the source has not been authored by an agency or organization (see above), start the citation with the source’s title. Ignore initial articles (The, A, An) when alphabetizing entries in the bibliography.

---

#### FOOTNOTE ENTRY

1. “Safe Injection Facilities Save Lives,” *Scientific American*, January 29, 2018, <https://www.scientificamerican.com/article/safe-injection-facilities-save-lives/>.

---

#### BIBLIOGRAPHY ENTRY

“Safe Injection Facilities Save Lives.” *Scientific American*. January 29, 2018. <https://www.scientificamerican.com/article/safe-injection-facilities-save-lives/>.

## CLASSICAL PRIMARY SOURCES (CMOS 14.243)

Classical primary sources, such as Greek and Latin texts, are ordinarily given in the text or footnotes and not included in the bibliography list. The numbers identifying parts of classical works – books, sections, lines – remain the same in all editions. Use Arabic numerals (1, 2, 3, etc.) instead of Roman numerals. Page numbers are omitted except when referencing a modern editor’s introduction or notes.

---

### FOOTNOTE ENTRY

1. Author, *Title*, book.section.lines

1. Homer, *Iliad*, 2.25-30.

## SCRIPTURAL REFERENCES (CMOS 14.239)

Citations to religions scriptures, such as the Bible or Koran (Qur’an), usually appear in text or notes rather than the bibliography. Citations for the Bible should include the book (usually abbreviated), chapter, and verse, but no page number. A colon separates the chapter and verse(s).

---

### FOOTNOTE ENTRY

1. 1 Cor. 13:4, 15:12-19.

2. Heb. 8:1-7.

## U.S. CONSTITUTION

Citations of the U.S. Constitution are included in footnotes and left out of the bibliography. Amendment and article numbers appear in roman numerals and other subdivision numbers are in Arabic numerals (1, 2, 3, etc.). The section symbol (§) can be found in Microsoft Word’s Insert tab, symbol, more symbols, special characters. Alternatively, hold down the **Alt** key and type the numbers **0167 on the numeric keypad**.

---

### FOOTNOTE ENTRY

1. U.S. Const. art. IV, § 2, cl. 2.

## SOURCE QUOTED IN ANOTHER SOURCE (CMOS 14.260)

Citing a source that was quoted within another source is discouraged because authors are expected to examine works they refer to. You should find the original source whenever possible. However, if the original source cannot be located, both the original and the secondary source must be cited. Separate the sources with the phrase “quoted in.”

---

### FOOTNOTE ENTRY

1. Winston Churchill, “Address of Winston Churchill to Parliament, June 4, 1940,” in *Winston S. Churchill: His Complete Speeches, 1897-1963*, ed. Robert Rhodes James, vol. 6 (Chelsea House Publishers, 1974), quoted in Edward H. Judge and John W. Langdon, *Connections: A World History*, 2nd ed. (Boston: Pearson, 2012), 784.

---

## BIBLIOGRAPHY ENTRY

Churchill, Winston. "Address of Winston Churchill to Parliament, June 4, 1940." In *Winston S. Churchill: His Complete Speeches, 1897-1963*. Edited by Robert Rhodes James. Vol. 6. Chelsea House Publishers, 1974. Quoted in Edward H. Judge and John W. Langdon. *Connections: A World History*. 2nd ed. Boston: Pearson, 2012.

## PERSONAL COMMUNICATION

If you're citing an email, text message, telephone conversation, letter, or non-archived discussion message board, it is unlikely that your reader will be able to access your source. For this reason, personal communications are not included in the bibliography.

---

## UNPUBLISHED INTERVIEWS

---

### FOOTNOTE ENTRY

1. [Name of interviewee]. Interviewed by [name], place and date of interview.

1. Steve Voskuil (Chief Financial Officer, Hershey Co.), interviewed by the author, May 20, 2019.

Subsequent footnotes:

2. Voskuil, interview.

## AUTHOR AND EDITOR OR TRANSLATOR (CMOS 14.23)

Some works – typically books – have both an author and an editor or translator. In a work with both an author and an editor/translator, the editor or translator's name is given after the title of the work. Edited is abbreviated to **ed.** in the footnote. Translated is abbreviated to **trans.** The bibliography entry does not abbreviate edited or translated.

---

### FOOTNOTE ENTRY

5. Isaac Bashevis Singer, *The Slave*, **trans.** Cecil Hemley (New York: Farrar, Straus and Cudahy, 1962), 102.

Subsequent footnote:

6. Singer, *The Slave*, 22.

---

## BIBLIOGRAPHY ENTRY

Singer, Isaac Bashevis. *The Slave*. **Translated by** Cecil Hemley. New York: Farrar, Straus and Cudahy, 1962.

# PERIODICALS – ONLINE & PRINT

JOURNALS, MAGAZINES, NEWSPAPERS

## JOURNAL ARTICLES – ONLINE & PRINT

### JOURNAL ARTICLE FORMATTING NOTES:

- The author's name is inverted in the bibliography but not in the footnote.
- Elements are often separated by commas in the footnote and by a period in the bibliography.
- **No retrieval date** is necessary for electronic resources unless requested by your instructor. If an access date is required by your instructor, it should be included immediately prior to the URL or DOI.
- The **journal title is italicized**.
- Use **title case capitalization for journal and article titles**. Do not capitalize articles (a, an, the), prepositions less than four letters long (of, on, in, by, etc.), or coordinating conjunctions (and, or) unless one of these is the first word of the journal title.
- **The volume number is not italicized** like it is in APA style. The abbreviation for volume, or vol., is not included. Only give the number.
- The issue number, if available, follows the volume number with a comma and is preceded by "no."
- The publication year may be preceded by a season or month.

## ONLINE JOURNAL ARTICLE WITH A DOI [DIGITAL OBJECT IDENTIFIER]

### FOOTNOTE TEMPLATE

1. Firstname Lastname, "Title of Article," *Title of Journal* volume #, issue # (publication year): page number, doi:number.

### FOOTNOTE ENTRY

3. Gueorg Kossinets and Duncan Watts, "Origins of Homophily in an Evolving Social Network," *The American Journal of Sociology* 115, no. 2 (September 2009): 406, doi:10.1086/599247

### BIBLIOGRAPHY ENTRY

Kossinets, Gueorgi and Duncan Watts. "Origins of Homophily in an Evolving Social Network." *The American Journal of Sociology* 115, no. 2 (September 2009): 405–450. doi:10.1086/599247

## JOURNAL ARTICLE WITH NO DOI

### FOOTNOTE TEMPLATE

1. Firstname Lastname, "Title of Article," *Title of Journal* volume #, issue # (publication year): page number.

### FOOTNOTE ENTRY

4. Beverly May Carl, "The Laws of Genghis Khan," *Law and Business Review of the Americas* 18, no. 2 (March 22, 2012): 147.

### BIBLIOGRAPHY ENTRY

Carl, Beverly May. "The Laws of Genghis Khan." *Law and Business Review of the Americas* 18, no. 2 (March 22, 2012): 147-170.

## MAGAZINE OR NEWSPAPER ARTICLES – ONLINE & PRINT

### FORMATTING NOTES:

- Include as much information about the publishing date as possible. Provide the day and month if available.
- If citing a print copy of a newspaper or magazine, end the citation after the page number in the footnote entry or year in the bibliography entry.
- If no author is given for the article, begin with the article's title instead.

### FOOTNOTE TEMPLATE

1. Firstname Lastname, "Article Title," *Magazine or Newspaper Title*, Month Year, page number, URL/Database.

### FOOTNOTE ENTRY

1. Michelle Cortez, "Fewer American Kids Die in States with Tougher Gun Laws, According to this New Study," *Time*, July 15, 2019, <https://time.com/5626352/gun-laws-fewer-child-deaths/>.
2. Gintautas Dumcius, "State Receiving \$5.6M in Auto Settlement," *The Post-Standard*, January 11, 2019, A4, *Newsbank*.

### BIBLIOGRAPHY ENTRY TEMPLATE

Lastname, Firstname. "Article Title." *Magazine or Newspaper Title*. Day Month, Year. URL/Database.

### BIBLIOGRAPHY ENTRY

Cortez, Michelle. "Fewer American Kids Die in States with Tougher Gun Laws, According to this New Study." *Time*. July 15, 2019. <https://time.com/5626352/gun-laws-fewer-child-deaths/>.

Dumcius, Gintautas. "State Receiving \$5.6M in Auto Settlement." *The Post-Standard*. January 11, 2019. *Newsbank*.

# BOOKS – PRINT OR ONLINE

CMOS 14.100

## BOOK FORMATTING NOTES

1. Use **title case capitalization for titles and subtitles**.
2. If the book has been **reprinted**, list only the most recent year.
3. Give the **publisher** in as brief form as possible. Write out the names of corporations, associations, and university presses, but omit terms like Publishers, Co. and Inc. Retain words Books and Press. Example: Macmillan NOT Macmillan Publishing Co.
4. If **two or more publishing locations** are given, give the location listed first or, if specified, the location of the publisher's home office.
5. For an **edition other than the first**, add the edition number after the title in the listing. In the footnote, a comma separates the title and edition number. In the bibliography entry, a period separates the title and edition number.

## ORDER OF ELEMENTS WHEN CITING A BOOK

Not all of the elements listed below will be applicable to every book. Skip elements that do not apply to the source being cited.

1. Author(s) or name of institution standing as author
2. Title
3. Editor or translator
4. Edition, if not the first
5. Volume
6. Series title
7. Facts of publication: city, state: publisher, date
8. Page number(s)
9. URL or DOI for electronic books

## PRINT BOOK

### FOOTNOTE TEMPLATE

1. Firstname Lastname, *Title of Work: Subtitle*, # ed. (City, State: Publisher, year), page.

---

### FOOTNOTE ENTRY

1. Scott D. Wurdinger and Julie A. Carlson, *Teaching for Experiential Learning: Five Approaches that Work*, (Lanham, MD: Rowman & Littlefield Education, 2010), 45.

---

### BIBLIOGRAPHY TEMPLATE

Lastname, Firstname. *Title*. # ed. City, State: Publisher, year.

---

## BIBLIOGRAPHY ENTRY

Wurdinger, Scott D. and Julie A. Carlson. *Teaching for Experiential Learning: Five Approaches that Work*. Lanham, MD: Rowman & Littlefield Education, 2010.

## ELECTRONIC BOOK (CMOS 14.161)

- When citing a book found online, include a DOI or URL at the end of the citation.
- If you are retrieving a book through a library database, a URL available to all users may not be available as library databases are available only to subscribers. Include the name of the database in italics instead of a URL.
- Some electronic books may not have fixed page numbers. If page numbers are not available in an e-book, include another location identifier such as a chapter or section number.

---

## FOOTNOTE TEMPLATE

1. Firstname Lastname, *Title of eBook* (city, state: publisher, year), page number, URL/DOI/*Database*.

---

## FOOTNOTE EXAMPLES

1. Joe R. Feagin, *Racist America: Roots, Current Realities, and Future Reparations*, 2<sup>nd</sup> ed. (New York: Taylor & Francis, 2010), 59, *eBook Collection (EBSCOhost)*.
2. Akis Kalaitzidis and Gregory W. Streich, *U.S. Foreign Policy: A Documentary and Reference Guide* (Santa Barbara, CA: Greenwood, 2011), 274, *Gale Virtual Reference Library*.

---

## BIBLIOGRAPHY TEMPLATE

Lastname, Firstname. *Title of eBook*. City, state: publisher, year. URL/DOI/*Database*.

---

## BIBLIOGRAPHY ENTRY

Kalaitzidis, Akis and Gregory W. Streich. *U.S. Foreign Policy: A Documentary and Reference Guide*. Santa Barbara, CA: Greenwood, 2011. *Gale Virtual Reference Library*.

## ARTICLE OR CHAPTER IN AN EDITED COLLECTION OR ANTHOLOGY (CMOS 14.107)

---

## FOOTNOTE TEMPLATE

1. Author of chapter, "Chapter or article title," in *Book Title*, ed. Editor Name(s) (City: Publisher, year), page number.

---

## FOOTNOTE ENTRY

1. Judith Ortiz Cofer, "The Myth of the Latin Woman," in *The Norton Field Guide to Writing with Readings*, 4<sup>th</sup> ed., ed. Richard Bullock and Maureen Daly Goggin (New York: W.W. Norton, 2016), 876.



---

## BIBLIOGRAPHY TEMPLATE

Author of chapter. "Chapter Title." In *Book Title*, edited by name(s), page range. City: Publisher, year.

---

## BIBLIOGRAPHY ENTRY

Cofer, Judith Ortiz. "The Myth of the Latin Woman." In *The Norton Field Guide to Writing with Readings*, edited by Richard Bullock and Maureen Daly Goggin, 876-83. New York: W.W. Norton, 2016.

## ENTRY IN A REFERENCE BOOK—DICTIONARY/ENCYCLOPEDIA

- Well-known reference works, such as the *Oxford English Dictionary*, *Encyclopedia Britannica*, or Wikipedia, can be cited in the footnotes and left out of the bibliography.
- Reference works that are not widely known should include full publication details like other books.
- Citations of an alphabetically arranged work (that is how reference books are usually arranged) will include the abbreviation "s.v." which is short for the Latin phrase *sub verbo* or "under the word." The plural form is s.vv. See the examples below.

## PRINT REFERENCE BOOK

---

### FOOTNOTE TEMPLATE

1. Firstname Lastname (if available), *Reference Work Title*, edition (year), s.v. "word."
- 

### FOOTNOTE ENTRY

1. *Oxford English Dictionary*, 2<sup>nd</sup> ed. (1999), s.v. "liberty."

## ONLINE REFERENCE WORK

---

### FOOTNOTE TEMPLATE

1. Firstname Lastname (if available), *Reference Work Title*, s.v. "word," accessed Month day, year, URL.
- 

### FOOTNOTE ENTRY

1. Jeff Wallenfledt and David Mendell, *Encyclopedia Britannica*, s.v. "Barack Obama," last updated June 19, 2019, <https://www.britannica.com/biography/Barack-Obama>.
2. *Merriam-Webster Dictionary*, s.v. "freedom," accessed July 16, 2019, <https://www.merriam-webster.com/dictionary/freedom?src=search-dict-box>.

# AUDIOVISUAL AND OTHER MULTIMEDIA

## ORDER OF ELEMENTS FOR MULTIMEDIA CITATIONS

Note: Not every element below is going to be applicable to every source. Use whatever information you have about the source and order it in the following sequence.

1. Name of the composer, writer, director, performer, or other person primarily responsible for content. Follow the name with a designation of role, such as director or writer as appropriate.
2. Title of work in italics or quotation marks. Title of films, albums, or podcast series are italicized. Works within larger works, like a TV episode, podcast episode, or a TED talk lecture are encased in quotation marks.
3. Information about the work, such as when and where it was recorded.
4. Information about the publisher, including date of publication.
5. Information about the medium or format, such as DVD or MPEG. Length of film can also be given.
6. Any additional information that might be useful for a reader to locate item.
7. URL for sources found online.

## STREAMING VIDEO

Formatting note:

- If the video is a recording of a speech or performance, include information about the original performance, such as the location and date it was filmed. See Ted Talk example below.

---

### FOOTNOTE ENTRY

1. Dina Radeljas, "From Refugee to PhD," filmed September 22, 2017 in Utica, NY, TEDx video, 10:47, <https://www.youtube.com/watch?v=Jug5acTheGs>.
2. Robert Yuhas, director, *Becoming Barack: Evolution of a Leader*, Vision Films, 2012, 53:05, Kanopy, <https://mvcc.kanopy.com/video/becoming-barack-evolution-leader>.

---

### BIBLIOGRAPHY ENTRY

Radeljas, Dina. "From Refugee to PhD." Filmed September 22, 2017 in Utica, NY. TEDx video, 10:47. <https://www.youtube.com/watch?v=Jug5acTheGs>.

Yuhas, Robert, director. *Becoming Barack: Evolution of a Leader*. Vision Films, 2012, 53:05. Kanopy. <https://mvcc.kanopy.com/video/becoming-barack-evolution-leader>.

## FILM/DVD

The order of the elements listed for film depends on whether you're citing a particular episode or an entire work and whether a particular contributor (such as a writer, actor, or director) is the focus of the citation. For more film examples see Purdue Owl's website.

---

### FOOTNOTE ENTRY

2. Michael Kirk, director and writer, *Cheney's Law* (Frontline, 2007), DVD.
3. Ann Carroll and Charles Poe, writers, *The New World: Nightmare in Jamestown* (Burbank, CA: Warner Home Video, 2005), DVD.

---

### BIBLIOGRAPHY ENTRY

Carroll, Ann and Charles Poe, writers. *The New World: Nightmare in Jamestown*. Burbank, CA: Warner Home Video, 2005. DVD.

Kirk, Michael, director and writer. *Cheney's Law*. Frontline, 2007. DVD.

## PODCAST (CMOS 14.267)

---

### FOOTNOTE TEMPLATE

1. Podcast host and guest, "Title of podcast," date, in *Title of Podcast Series*, produced by organization, podcast, MP3 audio, time length, accessed date, URL.

---

### FOOTNOTE ENTRY

1. Liz Covart and Stephen Brumwell, "238 Stephen Brumwell, Benedict Arnold," n.d., in *Ben Franklin's World*, produced by the Omohundro Institute, podcast, MP3 audio, 1:10:52, accessed July 25, 2019, <https://www.benfranklinworld.com/episode-238-stephen-brumwell-benedict-arnold/>.

---

### BIBLIOGRAPHY TEMPLATE

Podcast host and guest. "Title of episode." Produced by organization. *Podcast Series Title*. Date aired. Podcast, MP3 audio, time length. Accessed date. URL.

---

### BIBLIOGRAPHY ENTRY

Covart, Liz and Stephen Brumwell. "238 Stephen Brumwell, Benedict Arnold." Produced by the Omohundro Institute. *Ben Franklin's World*. N.d. Podcast, MP3 audio, 1:10:52. Accessed July 25, 2019. <https://www.benfranklinworld.com/episode-238-stephen-brumwell-benedict-arnold/>.

# WEBSITES

## FORMATTING NOTES:

- If no publication date is available, include the month, day and year that you retrieved the document.
- Some webpages state when a page was last modified or updated. Include this wording with the date before the URL.
- Titles of websites are generally not italicized in Chicago style (CMOS 14.206). Not all websites have titles but rather an entity responsible for the site. Titles of blogs can be italicized. Titles of online newspapers or magazines are italicized.
- Titles of the webpage or article are set in quotation marks.

## WEBPAGE WITH AN AUTHOR

### FOOTNOTE TEMPLATE

1. Firstname Lastname, "Webpage Title," Website Title, last modified/updated/accessed Month Day, Year, URL.

### FOOTNOTE ENTRY

2. Lisa Chedekel, "SPH Study: Alcohol Policies Contribute to Suicide Prevention," *BU Today*, December 14, 2016, <https://www.bu.edu/articles/2016/alcohol-policies-contribute-to-suicide-prevention/>.

3. Michael Nelson, "Barack Obama: Life Before the Presidency," Miller Center, University of Virginia, accessed July 15, 2019, <https://millercenter.org/president/obama/life-before-the-presidency>.

### BIBLIOGRAPHY TEMPLATE

Lastname, Firstname. "Webpage Title." Website title. Last modified/Accessed/Updated date. URL.

### BIBLIOGRAPHY ENTRY

Chedekel, Lisa. "SPH Study: Alcohol Policies Contribute to Suicide Prevention." *BU Today*. December 14, 2016. <https://www.bu.edu/articles/2016/alcohol-policies-contribute-to-suicide-prevention/>.

Nelson, Michael. "Barack Obama: Life Before the Presidency." Miller Center, University of Virginia. Accessed July 15, 2019. <https://millercenter.org/president/obama/life-before-the-presidency>.

## WEBPAGE – ORGANIZATION AS AUTHOR OR NO AUTHOR

### Formatting notes:

- Often webpages that appear to have no author are authored by corporate entity or organization. List the organization or entity in place of the author. If the organization is also the name of the website, do not repeat that information.
- If there is **no author**, no organization and no website owner listed, start the entry with the title of the webpage.
- If no publication date is given, include the date the material was accessed. Accessed dates are not necessary if a publication date is given.

---

## FOOTNOTE TEMPLATE

1. Organization or owner of the ENTIRE website, "Webpage title," Title of Website or publisher of the ENTIRE website (if different than organization), last modified/accessed/updated date, URL.

---

## FOOTNOTE ENTRY

1. Biography.com Editors, "Barack Obama Biography," A&E Television Networks, last updated July 17, 2019, <https://www.biography.com/us-president/barack-obama>.
  2. "Bulgaria Country Profile," BBC News, May 22, 2018, <https://www.bbc.com/news/world-europe-17202996>.
- 

## BIBLIOGRAPHY ENTRY

Biography.com Editors. "Barack Obama Biography." A&E Television Networks. Last updated July 17, 2019. <https://www.biography.com/us-president/barack-obama>.

"Bulgaria Country Profile." BBC News. May 22, 2018. <https://www.bbc.com/news/world-europe-17202996>.

---

## BLOG POST (CMOS 14.208)

---

## FOOTNOTE TEMPLATE

1. Firstname Lastname, "Title of Post," *Title of Blog* (blog), *Name of Larger Publication if applicable*, Month Day, Year of post, URL.

---

## FOOTNOTE ENTRY

1. Joe Hardenbrook, "Marketing and Advocating for the Academic Library," *Mr. Library Dude* (blog), March 4, 2019, <https://mrlibrarydude.wordpress.com/>.
- 

## BIBLIOGRAPHY ENTRY

Hardenbrook, Joe. "Marketing and Advocating for the Academic Library." *Mr. Library Dude* (blog). March 4, 2019. <https://mrlibrarydude.wordpress.com/>.

---

## LIBRARY OF CONGRESS DIGITAL COLLECTION (CMOS 14.229)

Note: The Library of Congress has a diverse digital collection of manuscripts and photographs available online (<https://www.loc.gov/collections/>). It's a great place to find primary source material.

---

## FOOTNOTE ENTRY

1. Abraham Lincoln papers: Series 1. General Correspondence. 1833-1916: Abraham Lincoln, [January 1849] (A Bill to Abolish Slavery in the District of Columbia), Library of Congress, Washington, DC, <https://www.loc.gov/resource/mal.0042500/>.
- 

## BIBLIOGRAPHY ENTRY

Abraham Lincoln papers: Series 1. General Correspondence. 1833-1916: Abraham Lincoln, [January 1849] (A Bill to Abolish Slavery in the District of Columbia). Library of Congress, Washington, DC. <https://www.loc.gov/resource/mal.0042500/>.

## SOURCE NOTES:

This guide is based on the 17th edition of Chicago Manual of Style (2017). It also makes use of materials accessed through MVCC library's database subscriptions, the Purdue Online Writing Lab ([owl.purdue.edu](http://owl.purdue.edu)), and the APA reference guide created by Danielle Del Giudice.

Please report suggestions and corrections to Danielle Del Giudice at [ddel-giudice.mvcc.edu](http://ddel-giudice.mvcc.edu) or Jocelyn Ireland at [jireland@mvcc.edu](mailto:jireland@mvcc.edu).